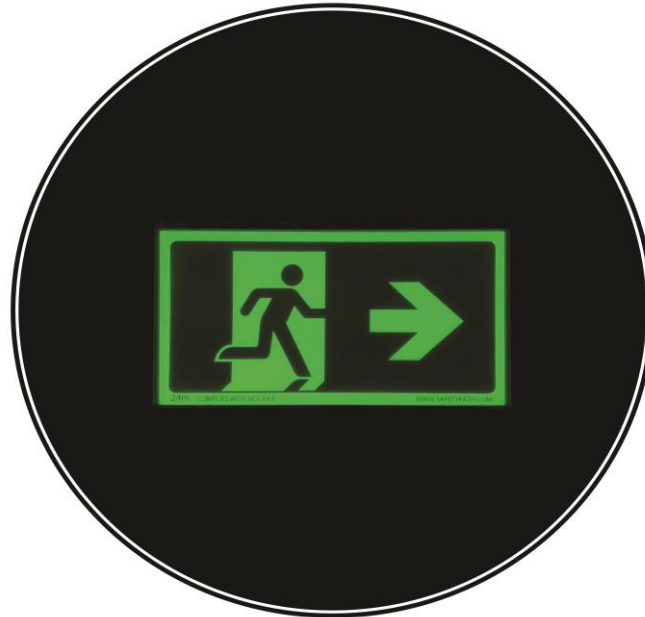


PRODUCT SPECIFICATION

PHOTOLUMINESCENT (PL) EXIT SIGNS



- ✓ Safer & Superior
- ✓ Compliant with Building Code of Australia NCC 2019
- ✓ Compliant with Australian Standard AS2293.1 (relevant PL clauses)
- ✓ Compliant with AS/NZS 3000 relating to Wiring Rules for Electrical Installations (cl 1.9.3.2) allowing 'repairs to existing installations or parts thereof with methods, fixtures & fittings currently available as direct replacement'
- ✓ Zero Carbon Footprint (PL only version)
- ✓ No Power Required (PL only version)
- ✓ No Light Globes or Electrical Components (PL only version)
- ✓ No Batteries
- ✓ No Need for Replacement of Exit Signs when they Stop Working – *Full Sustainability*
- ✓ No Landfill Required for Failed Batteries and Units
- ✓ No Requirement for 90 minute 6 Monthly Electrical Audits (ours is a simple inspection)
- ✓ Non Toxic
- ✓ Environmentally Safe & Stable
- ✓ 12 Year Warranty (PL material & casings/mountings)
- ✓ 30+ Year Expected Lifecycle – Accelerated Age Tested (PL material)



Light



Darkness

PRODUCT SPECIFICATION

PHOTOLUMINESCENT (PL) EXIT SIGNS

1. PRODUCT RANGE

Viewing Distance	Product Code (PL Only – Non LED)	Product Code (PL & LED)	Description	Width (mm)	Height (mm)	Power PL Only (W)	Power PL & LED (W)
16m	EP16SS(N/L/R)	EPL16SS(N/L/R)	Industrial	293	185	0	5.0
	EP16DS(N/D)	EPL16DS(N/D)	Industrial	293	185		
	EC16SS(N/L/R)	ECL16SS(N/L/R)	Case	303	193		1.4
	EC16DS(N/D)	ECL16DS(N/D)	Case	303	193		
24m	EP24SS(N/L/R)	EPL24SS(N/L/R)	Industrial	423	250	0	5.0
	EP24DS(N/D)	EPL24DS(N/D)	Industrial	423	250		
	EC24SS(N/L/R)	ECL24SS(N/L/R)	Case	433	258		3.6
	EC24DS(N/D)	ECL24DS(N/D)	Case	433	258		
32m	EP32SS(N/L/R)	EPL32SS(N/L/R)	Industrial	563	325	0	5.0
	EP32DS(N/D)	EPL32DS(N/D)	Industrial	563	325		
40m	EP40SS(N/L/R)	EPL40SS(N/L/R)	Industrial	703	400	0	5.0
	EP40DS(N/D)	EPL40DS(N/D)	Industrial	703	400		

EC = Case

EP = Industrial

Option 1: Panel - PL sign secured on 10mm white PVC panel (9mm diam holes at each top corner)

Option 2: Adhesive Back - PL sign (without panel) with adhesive back (4mm diam holes at each corner)

Option 3: Non Adhesive Back - PL sign (without panel) without adhesive back (4mm diam holes at each corner)

EC & EP = PL Only (Non LED)

ECL & EPL = PL & LED

SS = Single Sided

DS = Double Sided

N = Straight Ahead (neutral)

L = Left Arrow Direction

R = Right Arrow Direction

D = Directional (Left & Right Arrow on Double Sided Sign)



N = Straight Ahead



L = Left Arrow Direction



R = Right Arrow Direction

PRODUCT SPECIFICATION

PHOTOLUMINESCENT (PL) EXIT SIGNS

2. LED OPTION

Safety Path PL Exit Signs are available in PL / LED hybrid design with minimal power consumption. The LED option is applicable for low lighting environments where the illumination is less than 100 lux at the face of the exit sign.

3. NCC COMPLIANCE

Safety Path PL Exit Signs are designed in accordance and compliant with Building Code of Australia, NCC 2019 Specification E4.8.

All relevant documentation shall be made available upon request.

4. MAINTENANCE

The following maintenance (inspection) regime for PL exit signs may be undertaken by any competent person and therefore a qualified electrician is not specifically required.

For signs that have an LED light panel, the light panel or PSU should be replaced when it expires.

Six Monthly:

- Survey to ensure signs are in place, legible, not obstructed and shall be cleaned as necessary.
- Survey to ensure the general building light sources are operational and have had no unauthorised alterations.

Three Yearly:

- Test to ensure signs receive the minimum illumination requirement from the general building light sources.
- The illumination at the face of the sign should be checked with an illuminance meter.

PRODUCT SPECIFICATION


PHOTOLUMINESCENT (PL) EXIT SIGNS

5. MOUNTING OPTIONS

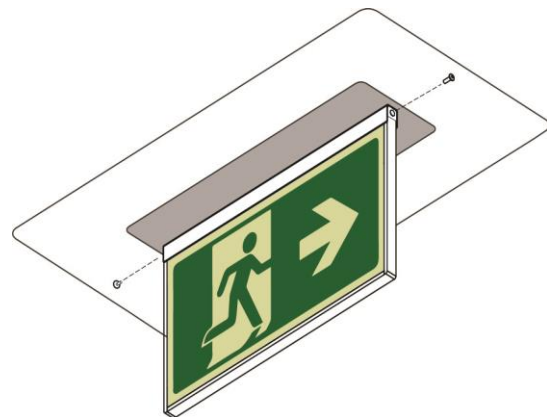
Product Type	Suspended	Ceiling Mounted	Wall Face Mounted	Wall Side Mounted
CASE	✓ MCSU	✓ MCCL	✓ MCWF	✓ MCWS
INDUSTRIAL	✓ MPSUPS / MPSUPK		✓ MPWFAY / MPWFAN	

CASE

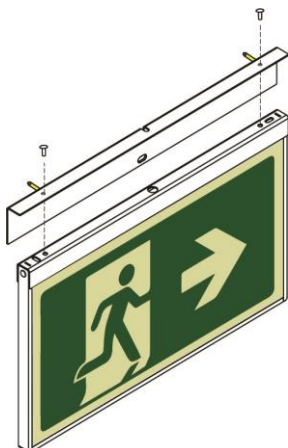
Suspended (MCSU)



Ceiling Mounted (MCCL)



Wall Face Mounted (MCWF)



Wall Side Mounted (MCWS)



PRODUCT SPECIFICATION

PHOTOLUMINESCENT (PL) EXIT SIGNS

INDUSTRIAL


Suspended – Panel Std (MPSUPS)



Suspended – Panel Kit (MPSUPK)



Wall Face Mounted (MPWFAY)
With Adhesive Back (No Panel)



Wall Face Mounted (MPWFAN)
Without Adhesive Back (No Panel)

